



SWIFT
CREATING SMILES FOR LIFE

Make your staycation a

safe-cation

2021
Caravans
















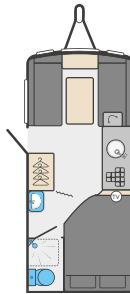
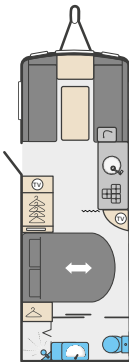



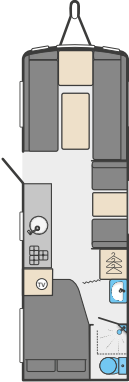
**PRICE AND
SPECIFICATION**



CARAVANS • MOTORHOMES • HOLIDAY HOMES - MADE IN BRITAIN BY SWIFT



SPRITE PRICE AND SPECIFICATION

	ALPINE 2 	ALPINE 4 	MAJOR 4 SB 	MAJOR 4 EB 	MAJOR 6TD 	QUATTRO EW 	QUATTRO FB 
	£18,420 	£18,535 	£20,445 	£21,045 	£20,750 	£22,310 	£22,310 
							

Berths	2	4	4	4	6	6	6
Number of Axles	1	1	1	1	1	2	2
Internal Length (at bed box height)	4.34m / 14'3"	4.74m / 15'7"	5.83m / 19'2"	5.83m / 19'2"	5.83m / 19'2"	6.27m / 20'7"	6.27m / 20'7"
Overall Width*	2.25m / 7'5"	2.25m / 7'5"	2.25m / 7'5"	2.25m / 7'5"	2.25m / 7'5"	2.25m / 7'5"	2.25m / 7'5"
Overall Height (inc. TV Aerial)*	2.59m / 8'6"	2.59m / 8'6"	2.59m / 8'6"	2.59m / 8'6"	2.59m / 8'6"	2.59m / 8'6"	2.59m / 8'6"
Maximum Internal Headroom	1.95m / 6'5"	1.95m / 6'5"	1.95m / 6'5"	1.95m / 6'5"	1.95m / 6'5"	1.95m / 6'5"	1.95m / 6'5"
Overall Length*	6.05m / 19'10"	6.45m / 21'2"	7.54m / 24'9"	7.54m / 24'9"	7.54m / 24'9"	7.98m / 26'2"	7.98m / 26'2"
Awning A / A Dimension	8.59m / 28'2"	8.99m / 29'6"	10.08m / 33'1"	10.08m / 33'1"	10.08m / 33'1"	10.52m / 34'6"	10.52m / 34'6"
Mass in Running Order (inc. tolerance)	1097kg / 21.6cwt	1139kg / 22.4cwt	1286kg / 25.3cwt	1320kg / 26.0cwt	1352kg / 26.6cwt	1430kg / 28.1cwt	1450kg / 28.5cwt
Maximum Technical Permissible Laden Mass	1218kg / 24.0cwt	1284kg / 25.3cwt	1442kg / 28.4cwt	1476kg / 29.1cwt	1528kg / 30.1cwt	1610kg / 31.7cwt	1630kg / 32.1cwt
Total User Payload	121kg / 2.4cwt	145kg / 2.9cwt	156kg / 3.1cwt	156kg / 3.1cwt	176kg / 3.5cwt	180kg / 3.5cwt	180kg / 3.5cwt
Personal Effects Payload	121kg / 2.4cwt	145kg / 2.9cwt	156kg / 3.1cwt	156kg / 3.1cwt	176kg / 3.5cwt	180kg / 3.5cwt	180kg / 3.5cwt
Options	0kg / 0.0cwt	0kg / 0.0cwt	0kg / 0.0cwt	0kg / 0.0cwt	0kg / 0.0cwt	0kg / 0.0cwt	0kg / 0.0cwt
Tyre Size	185 R14C 102 Q	185 R14C 102 Q	185 R14C 102 Q	185 R14C 102 Q	185 R14C 102 Q	185 / 70 R14 88 T	185 / 70 R14 88 T
Thermal Insulation Grade	THREE	THREE	THREE	THREE	THREE	THREE	THREE

BED SIZES							
Front Double	202cm x 180cm / 6'8" x 5'11"	202cm x 128cm / 6'8" x 4'2"	202cm x 159cm / 6'8" x 5'3"	202cm x 159cm / 6'8" x 5'3"	202cm x 180cm / 6'8" x 5'11"	206cm x 134cm / 6'9" x 4'5"	202cm x 180cm / 6'8" x 5'11"
Or Front Nearside Single	190cm x 72cm / 6'3" x 2'4"		159cm x 72cm / 5'3" x 2'4"	159cm x 72cm / 5'3" x 2'4"	190cm x 72cm / 6'3" x 2'4"		180cm x 72cm / 5'11" x 2'4"
And Front Offside Single	180cm x 72cm / 5'11" x 2'4"		159cm x 72cm / 5'3" x 2'4"	159cm x 72cm / 5'3" x 2'4"	180cm x 72cm / 5'11" x 2'4"		190cm x 72cm / 6'3" x 2'4"
Rear Double		189cm x 132cm / 6'2" x 4'4"	185cm x 133cm / 6'1" x 4'4"	190cm x 133cm / 6'3" x 4'4"		194cm x 132cm / 6'4" x 4'4"	192cm x 132cm / 6'4" x 4'4"
Side Double Offside							
Side / Rear Single Offside						180cm x 62cm / 5'11" x 2'0"	180cm x 62cm / 5'11" x 2'0"
Side / Rear Single Nearside					180cm x 67cm / 5'11" x 2'2"		
Middle Side Bunk Offside						176cm x 59cm / 5'9" x 1'11"	176cm x 59cm / 5'9" x 1'11"
Middle Side Bunk Nearside					176cm x 59cm / 5'9" x 1'11"		
Side Fixed Lower Bunk					183cm x 57cm / 6'0" x 1'10"		
Side Fixed Upper Bunk					183cm x 57cm / 6'0" x 1'10"		

SPRITE SUPER PRICE AND SPECIFICATION

MAJOR 4 SB*

£22,005



QUATTRO FB

£24,715

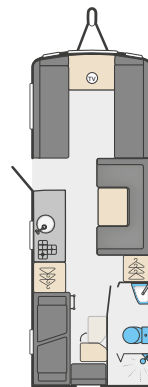
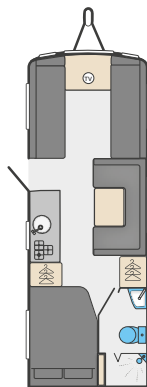
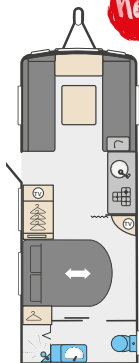


QUATTRO DB

£24,715



new



	MAJOR 4 SB*	QUATTRO FB	QUATTRO DB
Berths	4	6	6
Number of Axles	1	2	2
Internal Length (at bed box height)	5.83m / 19'2"	6.27m / 20'7"	6.27m / 20'7"
Overall Width†	2.46m / 8'1"	2.46m / 8'1"	2.46m / 8'1"
Overall Height (inc. TV Aerial)*	2.59m / 8'6"	2.59m / 8'6"	2.59m / 8'6"
Maximum Internal Headroom	1.95m / 6'5"	1.95m / 6'5"	1.95m / 6'5"
Overall Length*	7.54m / 24'9"	7.98m / 26'2"	7.98m / 26'2"
Awning A / A Dimension	10.12m / 33'2"	10.56m / 34'8"	10.56m / 34'8"
Mass in Running Order (inc. tolerance)	1385kg / 27.3cwt EST	1524kg / 30.0cwt	1520kg / 29.9cwt
Maximum Technical Permissible Laden Mass	1541kg / 30.3cwt EST	1704kg / 33.5cwt	1700kg / 33.5cwt
Total User Payload	156kg / 3.1cwt	180kg / 3.5cwt	180kg / 3.5cwt
Personal Effects Payload	156kg / 3.1cwt	180kg / 3.5cwt	180kg / 3.5cwt
Options	0kg / 0.0cwt	0kg / 0.0cwt	0kg / 0.0cwt
Tyre Size	195 / 70 R15C 104R	185 / 70 R14 88T	185 / 70 R14 88T
Thermal Insulation Grade	THREE	THREE	THREE

BED SIZES

	MAJOR 4 SB*	QUATTRO FB	QUATTRO DB
Front Double	225cm x 163cm / 7'4" x 5'4"	225cm x 180cm / 7'4" x 5'11"	225cm x 180cm / 7'4" x 5'11"
Or Front Nearside Single	163cm x 73cm / 5'4" x 2'5"	180cm x 73cm / 5'11" x 2'5"	180cm x 73cm / 5'11" x 2'5"
And Front Offside Single	163cm x 73cm / 5'4" x 2'5"	180cm x 73cm / 5'11" x 2'5"	180cm x 73cm / 5'11" x 2'5"
Rear Double	185cm x 133cm / 6'1" x 4'4"	196cm x 135cm / 6'5" x 4'5"	196cm x 135cm / 6'5" x 4'5"
Side Double Offside		190cm x 134cm / 6'3" x 4'5"	190cm x 134cm / 6'3" x 4'5"
Side / Rear Single Offside			
Side / Rear Single Nearside			
Middle Side Bunk Offside			
Middle Side Bunk Nearside			
Side Fixed Lower Bunk			182cm x 72cm / 6'0" x 2'4"
Side Fixed Upper Bunk			182cm x 72cm / 6'0" x 2'4"

SPRITE AND SPRITE SUPER OPTIONAL EXTRAS

FACTORY FIT

The following prices are for optional extras fitted at the time of manufacture of the caravan (subject to availability). Optional weights are included in the published MTPLM.

	PRICE
AL-KO ATC trailer control (fitted at point of manufacture)	£349.00
'SwiftShield' upholstery scheme	£395.00

DEALER FIT

Please note: These options when fitted will reduce the payload that can be carried in your caravan. If a higher payload is required, then the MTPLM can be increased on certain models. Please consult your dealer for further details.

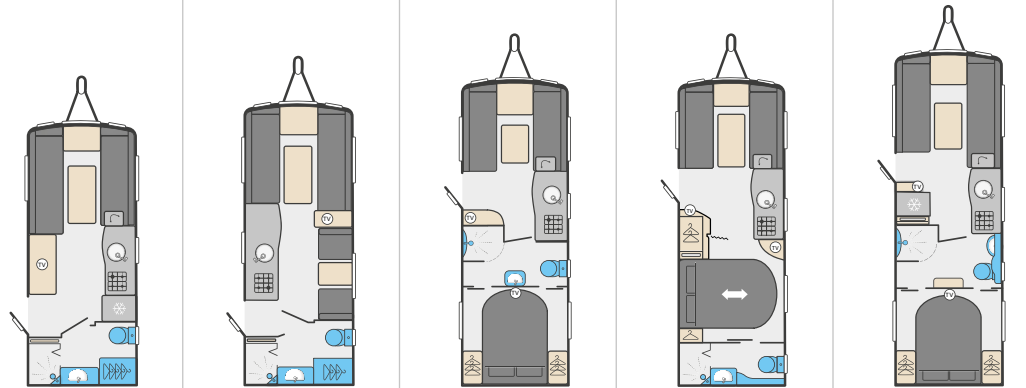
	PRICE
Alarm	£260.00
AL-KO Secure wheel lock	£265.00
Wrap around cushion & backrest	£175.00
Wrap around cushion & backrest ('SwiftShield')	£295.00
Swift Command Tracker by Sargent annual subscription	£95.00
Solar panel 80 watt	£275.00
Cycle rack (Thule Elite G2 two cycle)	£315.00
Roof mounted air conditioning unit (model dependent)	£POA†
Yuasa YBX Active Leisure & Marine L36-100 - NCC Class C (model dependent)	£174.63†
Yuasa YBX Active Leisure & Marine L36 EFB - NCC Class B (model dependent)	£209.31†
Yuasa YBX Active Leisure & Marine L36 AGM - NCC Class A (model dependent)	£296.28†

† Excludes dealer installation charge

* Available from February 2021

CHALLENGER PRICE AND SPECIFICATION

480		530		560		580		650	
£23,145		£24,640		£25,900		£25,450		£27,395	

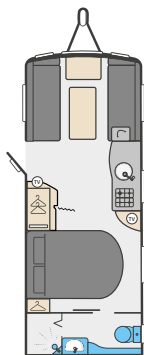


Berths	2	4	4	4	4
Number of Axles	1	1	1	1	2
Internal Length (at bed box height)	4.95m / 16'3"	5.29m / 17'4"	5.83m / 19'2"	5.83m / 19'2"	6.27m / 20'7"
Overall Width*	2.23m / 7'4"	2.23m / 7'4"	2.23m / 7'4"	2.23m / 7'4"	2.23m / 7'4"
Overall Height (inc. TV Aerial)*	2.61m / 8'7"	2.61m / 8'7"	2.61m / 8'7"	2.61m / 8'7"	2.61m / 8'7"
Maximum Internal Headroom	1.95m / 6'5"	1.95m / 6'5"	1.95m / 6'5"	1.95m / 6'5"	1.95m / 6'5"
Overall Length*	6.66m / 21'10"	7.00m / 23'0"	7.54m / 24'9"	7.54m / 24'9"	7.98m / 26'2"
Awning A / A Dimension	9.32m / 30'7"	9.66m / 31'8"	10.20m / 33'6"	10.20m / 33'6"	10.52m / 34'6"
Mass in Running Order (inc. tolerance)	1267kg / 24.9cwt	1330kg / 26.2cwt	1394kg / 27.4cwt	1367kg / 26.9cwt	1549kg / 30.5cwt
Maximum Technical Permissible Laden Mass	1394kg / 27.4cwt	1481kg / 29.2cwt	1550kg / 30.5cwt	1523kg / 30.0cwt	1709kg / 33.6cwt
Total User Payload	127kg / 2.5cwt	151kg / 3.0cwt	156kg / 3.1cwt	156kg / 3.1cwt	160kg / 3.1cwt
Personal Effects Payload	127kg / 2.5cwt	151kg / 3.0cwt	156kg / 3.1cwt	156kg / 3.1cwt	160kg / 3.1cwt
Options	0kg / 0.0cwt	0kg / 0.0cwt	0kg / 0.0cwt	0kg / 0.0cwt	0kg / 0.0cwt
Tyre Size	185 R14C 102Q	185 R14C 102Q	185 R14C 102Q	185 R14C 102Q	185 / 70 R14 88 T
Thermal Insulation Grade	THREE	THREE	THREE	THREE	THREE

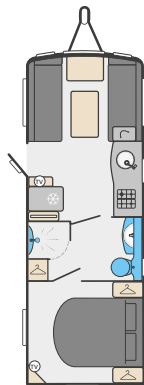
BED SIZES					
Front Double	202cm x 186cm / 6'8" x 6'1"	202cm x 176cm / 6'8" x 5'9"	202cm x 156cm / 6'8" x 5'1"	202cm x 156cm / 6'8" x 5'1"	202cm x 156cm / 6'8" x 5'1"
Or Front Nearside Single	196cm x 72cm / 6'4" x 2'4"	176cm x 72cm / 5'9" x 2'4"	156cm x 72cm / 5'1" x 2'4"	156cm x 72cm / 5'1" x 2'4"	156cm x 72cm / 5'1" x 2'4"
And Front Offside Single	186cm x 72cm / 6'1" x 2'4"	186cm x 72cm / 6'1" x 2'4"	156cm x 72cm / 5'1" x 2'4"	156cm x 72cm / 5'1" x 2'4"	186cm x 72cm / 6'1" x 2'4"
Rear Double			190cm x 133cm / 6'3" x 4'4"	185cm x 133cm / 6'1" x 4'4"	185cm x 133cm / 6'1" x 4'4"
Side Single (offside)		180cm x 62cm / 5'11" x 2'0"			
Side Bunk (offside)		176cm x 59cm / 5'9" x 1'11"			

CHALLENGER X PRICE AND SPECIFICATION

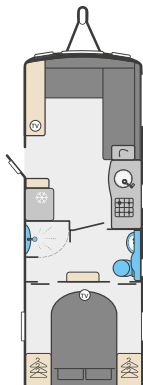
880
£27,805



835
£29,805



850
29,805



Berths	4	4	4
Number of Axles	1	2	2
Internal Length (at bed box height)	5.83m / 19'2"	6.27m / 20'7"	6.27m / 20'7"
Overall Width*	2.45m / 8'0"	2.45m / 8'0"	2.45m / 8'0"
Overall Height (inc. TV Aerial)*	2.61m / 8'7"	2.59m / 8'6"	2.59m / 8'6"
Maximum Internal Headroom	1.95m / 6'5"	1.95m / 6'5"	1.95m / 6'5"
Overall Length*	7.54m / 24'9"	7.98m / 26'2"	7.98m / 26'2"
Awning A / A Dimension	10.20m / 33'6"	10.52m / 34'6"	10.52m / 34'6"
Mass in Running Order (inc. tolerance)	1486kg / 29.3cwt	1643kg / 32.3cwt	1639kg / 32.3cwt
Maximum Technical Permissible Laden Mass	1642kg / 32.3cwt	1803kg / 35.5cwt	1799kg / 35.4cwt
Total User Payload	156kg / 3.1cwt	160kg / 3.1cwt	160kg / 3.1cwt
Personal Effects Payload	156kg / 3.1cwt	160kg / 3.1cwt	160kg / 3.1cwt
Options	0kg / 0.0cwt	0kg / 0.0cwt	0kg / 0.0cwt
Tyre Size	195 / 70 R15C 104 R	185 / 70 R14 88 T	185 / 70 R14 88 T
Thermal Insulation Grade	THREE	THREE	THREE

BED SIZES

Front Double	225cm x 159cm / 7'4" x 5'3"	225cm x 159cm / 7'4" x 5'3"	197cm x 127cm / 6'6" x 4'2"
Or Front Nearside Single	159cm x 73cm / 5'3" x 2'5"	159cm x 73cm / 5'3" x 2'5"	
And Front Offside Single	159cm x 73cm / 5'3" x 2'5"	159cm x 73cm / 5'3" x 2'5"	
Rear Double	187cm x 133cm / 6'2" x 4'4"	187cm x 133cm / 6'2" x 4'4"	187cm x 143cm / 6'2" x 4'8"
Side Single (offside)			
Side Bunk (offside)			

CHALLENGER AND CHALLENGER X OPTIONAL EXTRAS

FACTORY FIT

Please note: Upholstery options within the Swift range* are interchangeable; however this will affect seating and cushion make ups. For full details and clarification please discuss with your dealer. The following prices are for optional extras fitted at the time of manufacture of the caravan (subject to availability). Optional weights are included in the published MTPLM.

*Excluding Sprite and Sprite Super

	PRICE
AL-KO ATC trailer control (fitted at point of manufacture)	£349.00
'Pilot' upholstery scheme (standard in Elegance & Elegance Grande)	£195.00
'SwiftShield' upholstery scheme	£395.00









DEALER FIT

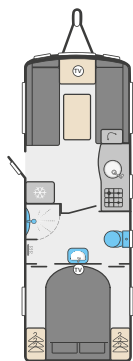
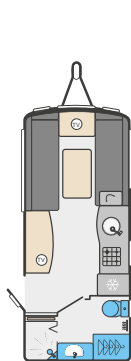
Please note: These options when fitted will reduce the payload that can be carried in your caravan. If a higher payload is required, then the MTPLM can be increased on certain models. Please consult your dealer for further details.

	PRICE
AL-KO Secure wheel lock	£265.00
Wrap around cushion & backrest	£175.00
Wrap around cushion & backrest ('SwiftShield')	£295.00
Swift Command Tracker by Sargent annual subscription	£95.00
Cycle rack (Thule Elite G2 two cycle)	£315.00
Roof mounted air conditioning unit (model dependent)	£POA†
Yuasa YBX Active Leisure & Marine L36-100 - NCC Class C (model dependent)	£174.63†
Yuasa YBX Active Leisure & Marine L36 EFB - NCC Class B (model dependent)	£209.31†
Yuasa YBX Active Leisure & Marine L36 AGM - NCC Class A (model dependent)	£296.28†

† Excludes dealer installation charge

ELEGANCE PRICE AND SPECIFICATION

480		560		565		580	
£27,690		£30,570		£30,570		£31,690	



Berths	2	4	4	4
Number of Axles	1	1	1	1
Internal Length (at bed box height)	4.98m / 16'4"	5.93m / 19'5"	5.93m / 19'5"	5.93m / 19'5"
Overall Width*	2.28m / 7'6"	2.28m / 7'6"	2.28m / 7'6"	2.28m / 7'6"
Overall Height (inc. TV Aerial)*	2.59m / 8'6"	2.59m / 8'6"	2.59m / 8'6"	2.59m / 8'6"
Maximum Internal Headroom	1.95m / 6'5"	1.95m / 6'5"	1.95m / 6'5"	1.95m / 6'5"
Overall Length*	6.59m / 21'7"	7.54m / 24'9"	7.54m / 24'9"	7.54m / 24'9"
Awning A / A Dimension	9.04m / 29'8"	10.05m / 33'0"	10.05m / 33'0"	10.05m / 33'0"
Mass in Running Order (inc. tolerance)	1351kg / 26.6cwt	1558kg / 30.7cwt	1545kg / 30.4cwt	1530kg / 30.1cwt
Maximum Technical Permissible Laden Mass	1477kg / 29.1cwt	1714kg / 33.7cwt	1701kg / 33.5cwt	1686kg / 33.2cwt
Total User Payload	126kg / 2.5cwt	156kg / 3.1cwt	156kg / 3.1cwt	156kg / 3.1cwt
Personal Effects Payload	126kg / 2.5cwt	156kg / 3.1cwt	156kg / 3.1cwt	156kg / 3.1cwt
Options	0.0kg / 0.0cwt	0.0kg / 0.0cwt	0.0kg / 0.0cwt	0.0kg / 0.0cwt
Tyre Size	185 R14C 102 Q	195 / 70 R15C 104 R	195 / 70 R15C 104 R	195 / 70 R15C 104 R
Thermal Insulation Grade	THREE	THREE	THREE	THREE

BED SIZES

Front Double	200cm x 178cm / 6'7" x 5'10"	200cm x 153cm / 6'7" x 5'0"	200cm x 163cm / 6'7" x 5'4"	200cm x 163cm / 6'7" x 5'4"
or Front Nearside Single	188cm x 67cm / 6'2" x 2'2"	153cm x 67cm / 5'0" x 2'2"	163cm x 67cm / 5'4" x 2'2"	163cm x 67cm / 5'4" x 2'2"
and Front Offside Single	178cm x 67cm / 5'10" x 2'2"	163cm x 67cm / 5'4" x 2'2"	163cm x 67cm / 5'4" x 2'2"	163cm x 67cm / 5'4" x 2'2"
Rear Double		190cm x 133cm / 6'3" x 4'4"		182cm x 133cm / 6'0" x 4'4"
Side Single (offside)			172cm x 75cm / 5'8" x 2'6"	
Side Single (nearside)			190cm x 75cm / 6'3" x 2'6"	

ELEGANCE GRANDE PRICE AND SPECIFICATION



	835	845	850
	£35,955	£35,955	£35,955

Berths	4	4	4
Number of Axles	2	2	2
Internal Length (at bed box height)	6.36m / 20'10"	6.36m / 20'10"	6.36m / 20'10"
Overall Width*	2.45m / 8'0"	2.45m / 8'0"	2.45m / 8'0"
Overall Height (inc. TV Aerial)*	2.59m / 8'6"	2.59m / 8'6"	2.59m / 8'6"
Maximum Internal Headroom	1.95m / 6'5"	1.95m / 6'5"	1.95m / 6'5"
Overall Length*	7.98m / 26'2"	7.98m / 26'2"	7.98m / 26'2"
Awning A / A Dimension	10.49m / 34'5"	10.49m / 34'5"	10.49m / 34'5"
Mass in Running Order (inc. tolerance)	1745kg / 34.3cwt	1710kg / 33.7cwt	1740kg / 34.3cwt
Maximum Technical Permissible Laden Mass	1905kg / 37.5cwt	1870kg / 36.8cwt	1900kg / 37.4cwt
Total User Payload	160kg / 3.1cwt	160kg / 3.1cwt	160kg / 3.1cwt
Personal Effects Payload	160kg / 3.1cwt	160kg / 3.1cwt	160kg / 3.1cwt
Options	0.0kg / 0.0cwt	0.0kg / 0.0cwt	0.0kg / 0.0cwt
Tyre Size	185 / 70 R14 88 T	185 / 70 R14 88 T	185 / 70 R14 88 T
Thermal Insulation Grade	THREE	THREE	THREE

BED SIZES			
Front Double	218cm x 153cm / 7'2" x 5'0"	218cm x 153cm / 7'2" x 5'0"	194cm x 121cm / 6'4" x 4'0"
or Front Nearside Single and Front Offside Single	153cm x 70cm / 5'0" x 2'4"	153cm x 70cm / 5'0" x 2'4"	
Rear Double	184cm x 133cm / 6'0" x 4'4"	184cm x 133cm / 6'0" x 4'4"	189cm x 143cm / 6'2" x 4'8"
Side Single (offside)			
Side Single (nearside)			

ELEGANCE AND ELEGANCE GRANDE OPTIONAL EXTRAS

FACTORY FIT

Please note: Upholstery options within the Swift range* are interchangeable; however this will affect seating and cushion make ups. For full details and clarification please discuss with your dealer. The following prices are for optional extras fitted at the time of manufacture of the caravan (subject to availability). Optional weights are included in the published MTPLM.

*Excluding Sprite and Sprite Super

	PRICE
'Coyote' upholstery scheme (standard in Challenger & Challenger X)	£195.00
Leather bedding scheme	£1,295.00
'SwiftShield' upholstery scheme	£395.00

DEALER FIT

Please note: These options when fitted will reduce the payload that can be carried in your caravan. If a higher payload is required, then the MTPLM can be increased on certain models. Please consult your dealer for further details.

	PRICE
Wrap around cushion & backrest	£175.00
Wrap around cushion & backrest ('SwiftShield')	£295.00
Wrap around cushion & backrest (Leather)	£590.00
Swift Command Tracker by Sargent annual subscription	£95.00
Cycle rack (Thule Elite G2 two cycle)	£315.00
Roof mounted air conditioning unit (model dependent)	£POA†
Yuasa YBX Active Leisure & Marine L36-100 - NCC Class C (model dependent)	£174.63†
Yuasa YBX Active Leisure & Marine L36 EFB - NCC Class B (model dependent)	£209.31†
Yuasa YBX Active Leisure & Marine L36 AGM - NCC Class A (model dependent)	£296.28†

† Excludes dealer installation charge



SWIFT
CREATING SMILES FOR LIFE



SPECIFICATION NOTES

MASSES: The masses are calculated in accordance with EU regulation 1230 / 2012 and NCC code of practice 304.

The Mass in Running Order (MRO) comprises:

1. The mass of the empty caravan as supplied by Swift including loose items such as the hook-up cable, kit bag, entrance step, manuals etc.
2. 10kg allowance for LPG

The MRO is calculated with the fresh water tank, toilet flush tank and water heater empty. If you travel with water in the fresh water tank, toilet flush tank and the water heater the payload will reduce accordingly.

The personal effects is based on the number of berths and the length of the caravan, and includes an allowance of 20kg for a leisure battery.

The Maximum Technical Laden Mass (MTPLM) is the maximum mass allowed when the caravan is fully laden.

WARNING: Under no circumstances should the MTPLM be exceeded.

BED SIZES: Please note that the front double bed sizes quoted are for seating configurations without chest of drawers. The front double bed width for a layout with a chest of drawers fitted will be reduced by 0.4m (1'4") from that stated.

AWNING SIZES: Due to the varying awning designs and sizes the awning sizes given are approximate only. Specific awning sizes must be confirmed by your dealer or the awning manufacturer prior to purchase.

The dimensions given are approximate due to slight variations in suspension ride heights, loading conditions and tyre pressures.

* Estimated weight or bed size.

Customers should verify the actual dimensions of their touring caravan before committing to anything that could be impacted by these dimensions.

Please note: Any dealer fit options will reduce the overall payload available to the user of the caravan. If you require additional payload it is possible to upgrade the MTPLM to the upper limit. Please contact your caravan dealer for more information.

LED ROAD LIGHTS: Certain vehicles may require a secondary fuse box when towing models fitted with LED road lighting.

DISCLAIMER

This brochure does not constitute an offer by Swift Group Limited (Swift). Swift reserves the right to alter specifications and prices at any time as materials and conditions demand. Distributors and dealers sell Swift products on their own account and not as agents of Swift. Accordingly, they have no authority to bind Swift or to make any representation or undertaking whatsoever on behalf of Swift. All props are for photographic purposes only and are not included in the specification. Issued May 2021.

PRICE NOTES

Recommended retail prices for 2021 models. Prices include VAT @ 20%. Effective from 1st May 2021. All prices exclude a recommended dealer delivery charge of £545 (including VAT).

This price list supersedes all previous price lists. The Swift Group Limited (Swift) reserves the right to alter specifications and prices at any time as materials and conditions demand. Distributors and dealers sell Swift products on their own account and not as agents of Swift. Accordingly, they have no authority to bind Swift or to make any representation or undertaking whatsoever on behalf of Swift.

VISIT SWIFTGROUP.CO.UK TO...



Configure your model



Watch videos



Download brochure



Find a dealer

FOLLOW THE SWIFT FAMILY

